

LITERATURE COMPONENT

A POEMS

I. Messing About by Michael Rosen

Do you know what?
said Jumping John.
'I had a bellyache
and now it's gone.'

'Do you know what?'
said Kicking Kirsty
'All this jumping
has made me thirsty.'
'Do you know what?'

said Mad Mickey.
'I sat in some glue
and I feel all sticky.'

'Do you know what?'
said Fat Fred.
'You can't see me,
I'm under the bed.'

Practice 1

In the poem, the characters are messing about. Can you identify their activities? Put a tick in the appropriate box.

Playing hide and seek	<input checked="" type="checkbox"/>
Jumping up and down	<input type="checkbox"/>
Chasing the cat	<input checked="" type="checkbox"/>
Hiding under the bed	<input checked="" type="checkbox"/>
Painting the wall	<input type="checkbox"/>

Getting thirsty	<input checked="" type="checkbox"/>
Jumping on the bed	<input type="checkbox"/>
Getting sticky with glue	<input checked="" type="checkbox"/>
Having a bellyache	<input checked="" type="checkbox"/>
Skipping	<input type="checkbox"/>

Practice 2

Explain in your own words the meaning of the following lines.

HOTS Analysis

1. "I had a bellyache and now it's gone."

I don't have a bellyache any more.

2. "All this jumping has made me thirsty."

Too much jumping has made me thirsty.

3. "You can't see me, I'm under the bed."

I am hiding under the bed, so you can't see me.

2. The Sandwich by Tony Bradman

Oh what shall I have Today for my tea? I know – a sandwich, As big as can be!	A cake with some candles, Some chocolate (one bar), Spaghetti, bananas, Sweets from a jar,
I'll start with the bread, Two slices, quite large; Then slap on some jam, Oh yes, and some marge.	Baked beans and humbugs, Carrots and mustard, All topped with cream And steaming hot custard...
I'll put in some cheese, A tomato or two, And maybe an onion This big one will do!	Now a sandwich like that You really can't beat, It's packed out with goodies, A real tasty treat.
I'll bung in some lettuce, A radish, of course, And...a sizzling burger, All covered in sauce!	There's only one problem; It's breaking my heart... It's such a big sandwich– Where do I start?
Add in some chicken, And maybe some chips, Some biscuits, an apple A packet of crisps,	

Practice 1

Fill in the blanks with correct answers found in the first four stanzas.

I am making a sandwich (1). First I will cut two large slices (2) of bread and then spread it with jam (3). I will add cheese (4) and top it with an onion (5). Since I am having a big sandwich, I am adding in lettuce (6), and a sizzling (7) burger covered with lots of sauce (8).

Practice 2

The persona ends up making a giant sandwich. Tick (✓) the other ingredients he added to his sandwich as found in stanzas 5 to 7.

Parsley	
Chicken	✓
Chocolate	✓
Bananas	✓
Mangoes	

Humbugs	✓
Baked beans	✓
Mustard	✓
Chillies	
Spaghetti	✓

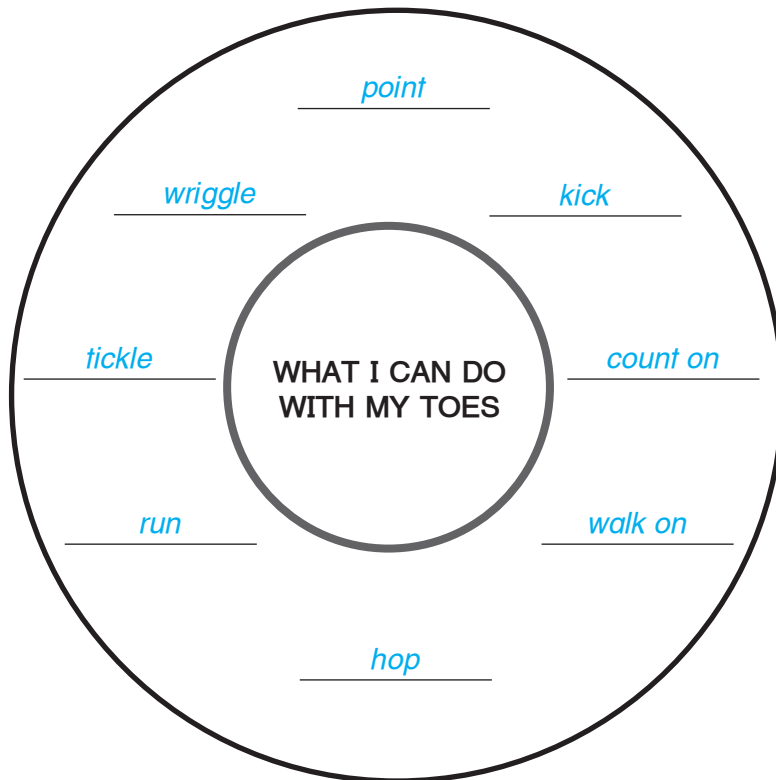
3. Toes by Judith Nicholls

Toes, handy to wiggle, useful to kick; fun to tickle, hard to lick! Good to count on, walk on, run –	feet without toes would be much less fun! To me it's quite clear there is nothing as neat as a fine set of toes on the end of your feet!
--	---

Practice 1

Complete the Circle map with what you can do with your toes.

HOTS Application



Practice 2

Read the last four lines of the poem.

HOTS Evaluation

To me it's quite clear
 there is nothing as neat
 as a fine set of toes
 on the end of your feet!

What do you think the poet is telling us? Put ticks (✓) in the appropriate boxes below.

(a)	<input type="checkbox"/>	The poet is unhappy with his toes.
(b)	<input checked="" type="checkbox"/>	The poet is convinced that nothing is as fine as a set of toes on our feet.
(c)	<input checked="" type="checkbox"/>	The poet is telling us about the importance of our toes.
(d)	<input type="checkbox"/>	The poet can manage without his toes.

4. My Sister's Eating Porridge by John Coldwell

<p>My sister's eating porridge It's going everywhere, Up her nose and down her front; A dollop in her hair.</p> <p>My sister's eating porridge, She's missed her mouth again, Now, it's dripping off her spoon Like lumpy porridge rain.</p>	<p>My sister's eating porridge And most is on the floor. No wonder she is hungry And crying out for, 'More!'</p>
--	--

Practice 1

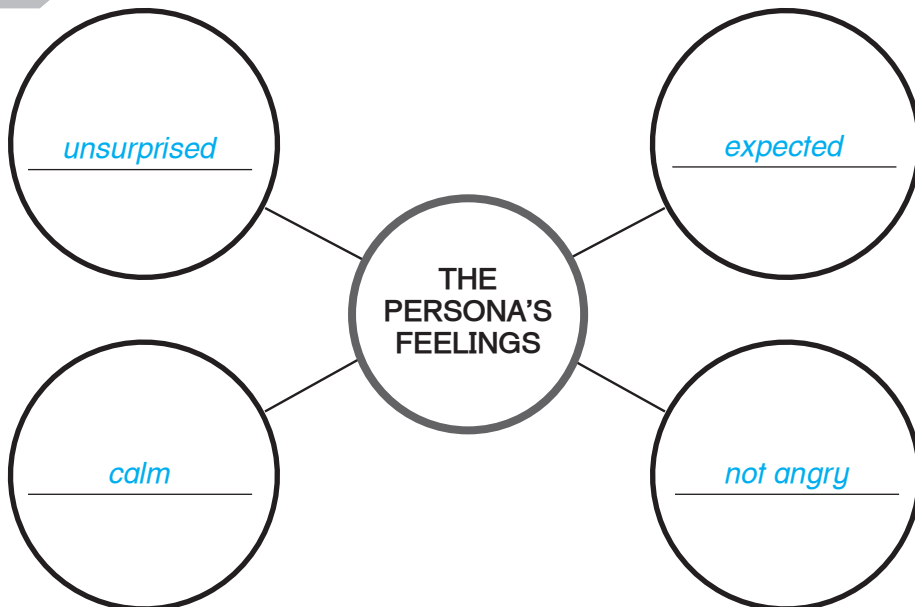
Answer the questions below.

- Who is eating porridge?
The persona's little sister.
- Why do you think the persona is not feeding her little sister?
She knows that feeding her little sister is not going to be easy.
- Do you think the little girl is doing a good job of feeding herself?
I think she is making a mess, spilling the food all over herself and on the floor.
- What do you understand by 'a dollop in her hair'?
A dollop is a bit of food that landed in the girl's hair while feeding herself.
- Why is the little girl asking for more food?
She wasted all the food and is still hungry.

Practice 2

Which words describe how the persona feels about her little sister's eating habit? Complete the Bubble map below.

HOTS Application



5. Here is the Nose by Clyde Watson

Here is the Nose that smelled something sweet And led the search for a bite to eat.	Here is the Mouth that opened up wide. Here are the Hands that put pie inside.
Here are the Feet that followed the Nose Around the kitchen on ten Tiptoes.	Here is the Tongue that licked the tin And lapped up the juice running down the Chin.
Here are the Eyes that looked high and low Till they spotted six pans sitting all in a row.	Here is the Stomach that growled for more. Here are the Legs that ran for the door.
Here are the Arms that reached up high To bring down a fresh-baked blueberry pie.	Here are the Ears that heard a whack. Here is the Bottom that felt a smack!

Practice 1

Complete the passage below using the correct words from the poem.

bottom	feet	tongue	eyes	ears
stomach	mouth	chin	arms	nose

My nose (1) smelled a sweet smell which made me search for something to eat. Then I followed my feet (2) to the kitchen on tiptoes. Here my eyes (3) quickly spotted six pans, so I used my arms (4) to reach for the one with the freshly baked blueberry pie. With my mouth (5) wide open, I put the pie inside. I liked it and let my tongue (6) lick the tin and lap up the juice that ran down my chin (7). I wanted more because my stomach (8) growled but then my ears (9) heard a whack and I felt pain on my bottom (10).

Practice 2

Create your own poem. Write a two-line stanza on My Tongue.

HOTS Creation

My Tongue

My Tongue loves anything that's red
Red fruits, red juices, red chillies, red to the last spread.
My Tongue loves anything that's red and hot
Red chillies, red curries, red sambal served on the spot.

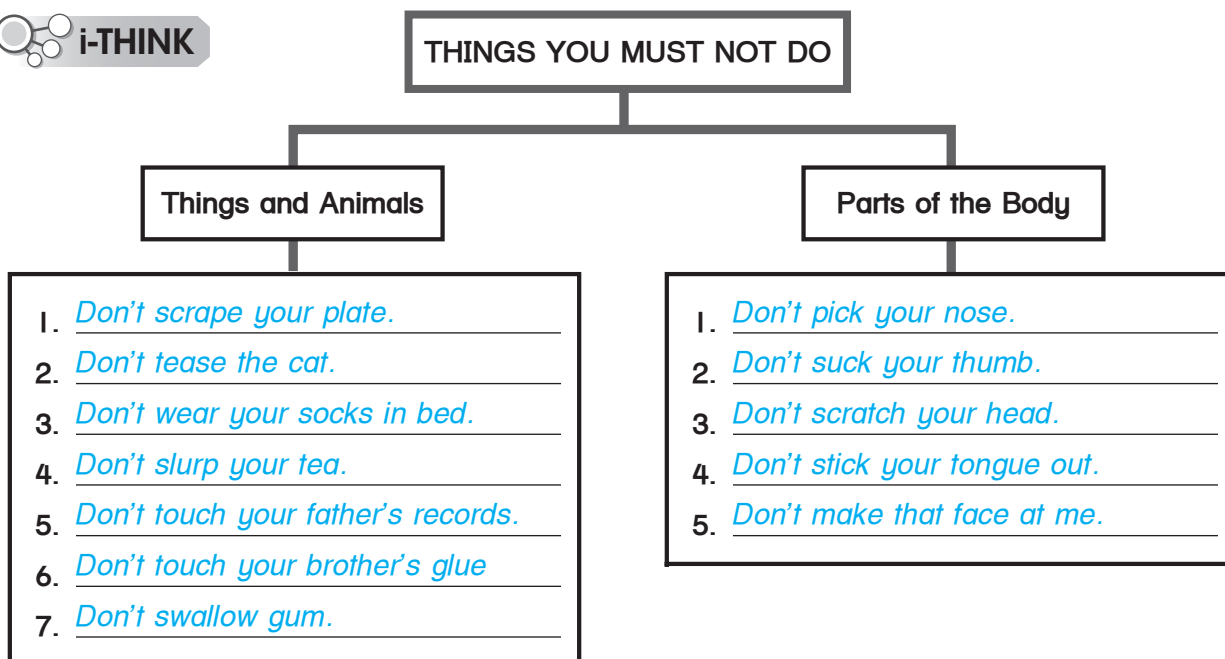
6. Don't by John Kitching

Don't do this, don't do that, Don't scrape your plate. Don't tease the cat. Don't pick your nose. Don't suck your thumb. Don't scratch your head. Don't swallow gum. Don't stick your tongue out. Don't make that face at me.	Don't wear your socks in bed. Don't slurp your tea. Don't touch your father's records. Don't touch your brother's glue. So many things I mustn't – Whatever can I do?
---	--

Practice 1

Based on the poem, what things mustn't you do? Complete the tree map.

HOTS Application



Practice 2

Study the poem and answer the questions below.

- Would you like it if someone yells "don't" always? Give a short explanation.
No, I don't. I would prefer that person to explain things positively so I may learn right from wrong.
- List a few things your parents "don't" allow you to do.
 - Don't stay out too late*
 - Don't spend too much time playing computer games*
 - Don't miss tuition classes*
- List a few things your parents allow you to do.
 - Play outdoor games with friends from my neighbourhood*
 - Watch a movie once a month*
 - Join the local community service*

7. Mud-pie Makers Rhyme by Janet Paisley

Mud is squidgy,
 slippery, stodgey,
 Mud is irmy-squirmy goo.
 Mud is runny,
 squeezey, funny,
 Mud is oozezy-woozezy too.

Mud you can roll flat,
 mud you can press.
 Mud is the nicest, muddiest mess.

Mud you can make with,
 mud you can share.
 Our mud-pies are the best anywhere.

Mud is squidgy,
 slippery, sludgey.
 Mud is irmy-squirmy goo.
 Mud is runny,
 squeezey, funny,
 Mud is oozezy-woozezy too.

Practice 1

Notice the different forms of mud. Try to provide the meaning of the words from the poem.

Word	Meaning
1. squidgy	<i>Mud that is soft and wet.</i>
2. slippery	<i>When mud is wet and slimy, it is difficult to hold.</i>
3. sludgey	<i>Mud that is thick, wet and flows slowly.</i>
4. squirmy	<i>Mud that twists and turns when wet, like a worm.</i>
5. squeezey	<i>Mud that is easy to squeeze and form shapes.</i>

Practice 2

Read stanzas two and three. Complete the passage with words from the poem.

- muddiest
- flat
- make
- press
- squidgy
- oozezy-woozezy
- mud-pies
- share

You can roll flat (1) mud or you can press (2) mud quite easily. What a mess! Mud is the nicest, muddiest (3) mess you can play with. You can make (4) and share (5) mud with your friends. You can also make mud-pies (6) any time and anywhere. Mud is squidgy (7) and oozezy-woozezy (8) too.

Practice 3

Mud is squidgy and slippery. Can you describe the items below in a similar way?

- Glue
- Toothpaste
- Gum
- Paint

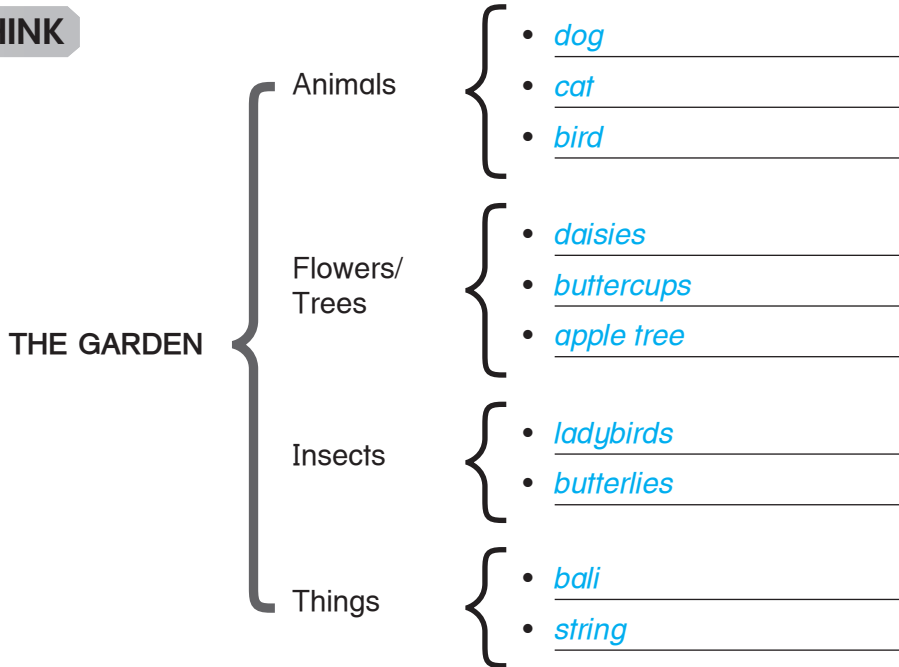
8. A Garden by Leila Berg

<p>If I should have a garden I know how it would be, There'd be daisies and buttercups And an apple tree.</p> <p>A dog would chase a ball there, A bird would sit and sing, And a little cat would play with A little piece of string.</p>	<p>And in the very middle I'd only have to stand For ladybirds and butterflies To settle on my hand.</p>
--	--

Practice 1

Complete the Brace map about the garden.

HOTS Application



Practice 2

Write a story about a garden with the words provided below.

- | | | | | |
|---------|---------|-------------|--------|-------|
| planted | tiny | at the edge | roses | bees |
| cactus | singing | bowl | nectar | scent |

My mum has a backyard garden. It is planted (1) with red, yellow and white roses (2). There are also orchids, hibiscus, lilies and morning glory at the edge (3) of the garden. This attracts bees (4) and butterflies of various shapes and colours searching for nectar (5). There is also a lone cactus (6) plant with hundreds of tiny (7) pink flowers. In the corner, stands a bowl (8) of water for the birds to bathe in. I love my mother's garden because I enjoy the bright colours, scent (9) of the flowers and birds singing (10).

9. Tadpoles by Rose Fyleme

<p>Ten little tadpoles playing in a pool, 'Come,' said the water-rat, 'come along to school. Come and say your tables, sitting in a row,' And all the little tadpoles said, 'No, no, no!'</p>	<p>Ten little tadpoles swimming in and out, Racing and diving and turning round about. 'Come,' said their mother, 'dinner-time, I guess.' And all the little tadpoles cried, 'Yes, yes, yes!'</p>
---	---

Practice 1

Tick (✓) the correct answers.

1. There are _____ tadpoles in the pool.

eight	<input type="checkbox"/>
nine	<input type="checkbox"/>
ten	<input checked="" type="checkbox"/>

3. The tadpoles do not want to

eat dinner	<input type="checkbox"/>
play in the pool	<input type="checkbox"/>
say their tables	<input checked="" type="checkbox"/>

2. The tadpoles are _____ in the pool.

playing	<input checked="" type="checkbox"/>
jumping	<input type="checkbox"/>
eating	<input type="checkbox"/>

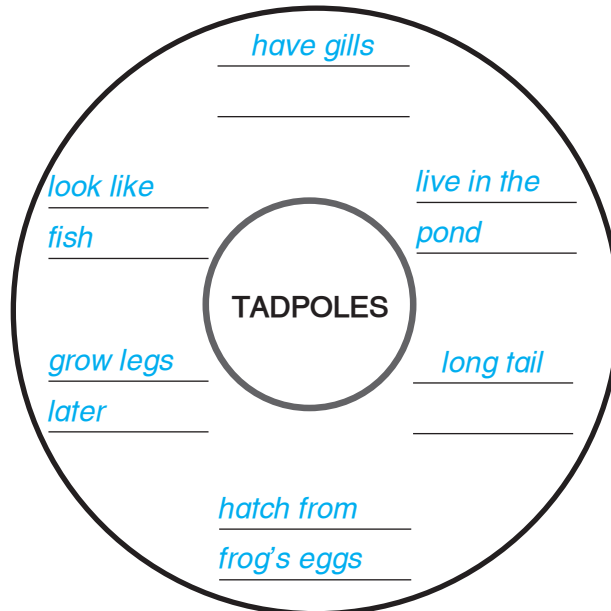
4. What did the tadpoles do until dinner time?

They said their tables.	<input type="checkbox"/>
They played with the water rat.	<input type="checkbox"/>
They swam, raced and dived in the pool.	<input checked="" type="checkbox"/>

Practice 2

Complete the Circle map with what you know about tadpoles.

HOTS Application



10. *Swinging by Leila Berg*

Swinging, swinging, Low and high, Down in the green grass And up in the sky, When I'm bigger I'll stand when I swing, When I'm bigger I'll do everything.	Up in the tree-tops Down by and by. When I'm bigger, then I can try. When I'm bigger I'll reach to the sky.
Swinging, swinging, Low and high,	Swinging, swinging, High and low, Up to the sun And down I go.

Practice 1

Answer the questions below.

- Write two things the persona hopes to do when she gets bigger.
 - She wants to stand on the swing.*
 - She wants to do everything on her own.*
- What else will the persona do when she gets bigger?
 - She wants to swing higher and faster.*
 - She wants to reach up to the sky as high as possible.*
- When you are on the swing, what do you experience? **HOTS** Analysis
 - Sheer joy and thrill*
 - Fear and excitement*

Practice 2

Read the following sentences. Write 'True' or 'False'.

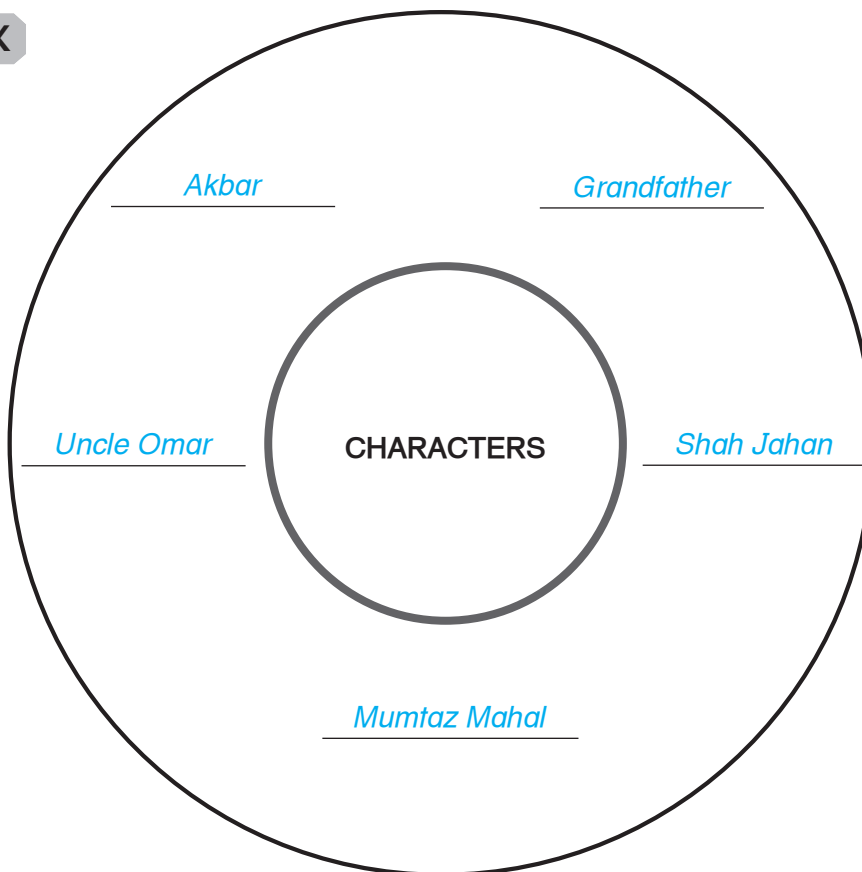
1. The poem is about a kid having a 'swinging' time in the park	<u>False</u>
2. The poem is about the persona's desire to do everything when she gets older.	<u>True</u>
3. The poem tells us about the persona's wish to reach to the sky someday.	<u>True</u>
4. The poem warns us not to swing too high up to the sky.	<u>False</u>
5. The poem expresses the persona's joy while on the swing.	<u>True</u>
6. The persona is swinging down from the trees	<u>False</u>
7. The persona wants to swing up to the sun.	<u>True</u>

B SHORT STORY: AKBAR'S DREAM

Practice 1

Complete the Circle map with the names of characters in the story.

HOTS Application



Practice 2

Name the location based on the sentences found in the text.

No.	Extract from the story	Location
1.	"Tell me the story of Taj Mahal..."	<u>Inside the train</u>
2.	"Look!" said Grandfather. "We can't be far from the Taj Mahal now."	<u>Agra</u>
3.	Akbar's eyes went past the canals and green trees.	<u>The Taj Mahal gardens.</u>
4.	He got out his paper and pencils. Then he started to sketch the patterns that he could see.	<u>Outside the Taj Mahal</u>
5.	He drew flowers and leaves, twisting and twirling and curling together.	<u>Inside the Taj Mahal</u>
6.	They chose new colours of silk thread for Akbar to weave.	<u>Uncle Omar's stall</u>

Practice 3

Number the sentences in the correct order. The first one has been done for you.

(a)	Akbar is happy that his dream is now realised.	<u>12</u>
(b)	Once at the Taj Mahal, Akbar starts to sketch the patterns. His mind is swirling with colours and patterns.	<u>9</u>
(c)	One day, Grandfather takes Akbar to visit the Taj Mahal.	<u>2</u>
(d)	Finally, they arrive in Agra. Seeing the Taj Mahal is the best moment of Akbar's life.	<u>8</u>
(e)	Akbar is a 8-year-old boy whose dream is to make the most beautiful silk cloth in the whole of India.	<u>1</u>
(f)	To pass time on the train, Grandfather narrates the fascinating story of the Taj Mahal to Akbar.	<u>5</u>
(g)	Akbar tells his Grandfather that he wants to make patterns that no one has ever seen on silk before!	<u>7</u>
(h)	Before his trip to Agra, Akbar gets ready some paper and pencils to mark the colours and ideas.	<u>4</u>
(i)	Akbar is amazed that the Taj Mahal took twenty years to be built. He is determined not to wait that long to make his dream come true.	<u>6</u>
(j)	As soon as they got home, Akbar starts working on his designs.	<u>10</u>
(k)	The visit is to help Akbar get ideas to create his own silk cloth.	<u>3</u>
(l)	When Akbar is done, Uncle Omar said, "This is truly the most beautiful silk cloth in India."	<u>11</u>

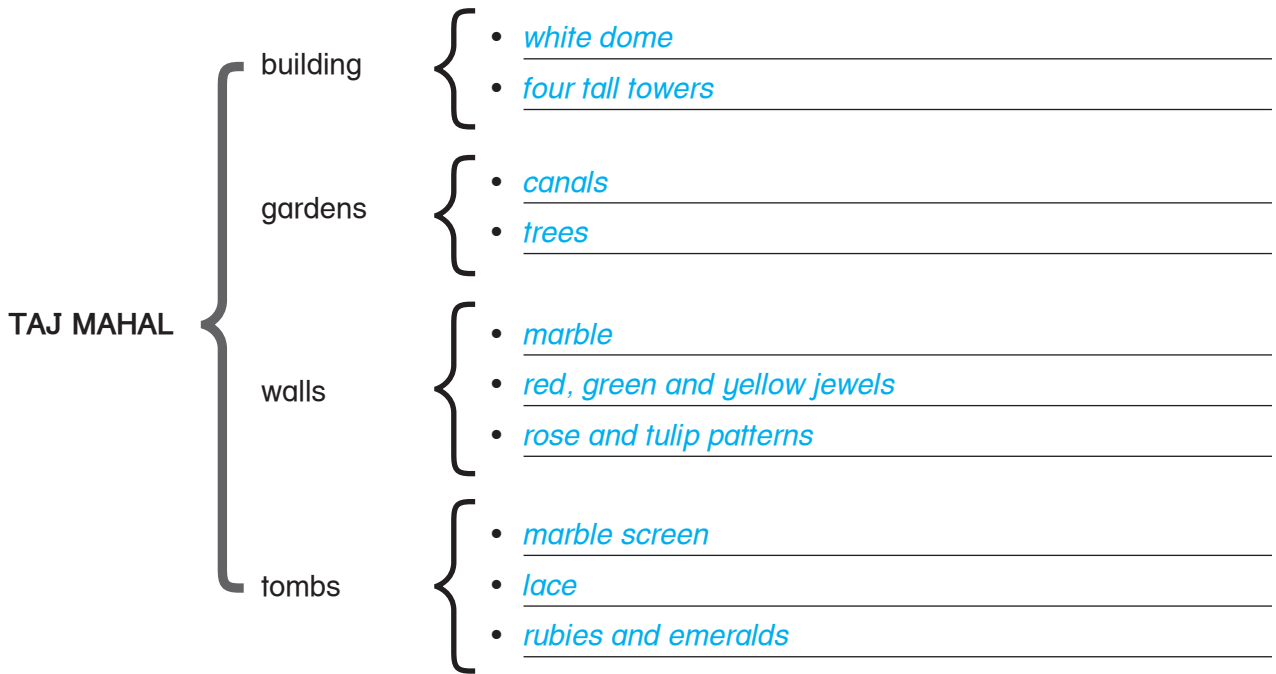
Practice 4

Complete the Brace map to describe the Taj Mahal. Use the words and phrases in the boxes to help you.

HOTS Application



- | | | | | |
|-----------------|--------|-----------------------|----------|---------|
| • marble screen | • lace | • rubies and emeralds | • canals | • trees |
|-----------------|--------|-----------------------|----------|---------|



- | | | | | |
|----------|--------------------------------|---------------------------|--------------|--------------------|
| • marble | • red, green and yellow jewels | • rose and tulip patterns | • white dome | • four tall towers |
|----------|--------------------------------|---------------------------|--------------|--------------------|



Practice 5

Write 'True' or 'False' for the statements below.

1. Akbar's dream is to make the most beautiful cotton cloth in India.	<u>False</u>
2. Akbar is a 8-year old boy who loves to weave silk cloth patterns.	<u>True</u>
3. Agra is a city that is famous for the Taj Mahal.	<u>True</u>
4. Shah Jahan took 25 years to build the Taj Mahal.	<u>False</u>
5. Omar is Akbar's grandfather.	<u>False</u>
6. Akbar achieved his dream to make the most beautiful silk cloth in India.	<u>True</u>

Practice 6

Match the phrases in Box A to Box B.

Box A	Box B
1. Akbar had a dream to	"Chosen one of the Palace".
2. Akbar was annoyed because	they wanted to sell it to Uncle Omar.
3. Taj Mahal is the	make the most beautiful silkcloth in India.
4. Shah Jahan ordered twenty thousand craftsmen to	give him ideas for creating new patterns.
5. Grandfather and Akbar took the silk cloth to the market because	his grandfather said he was too young to make the most beautiful silk in India.
6. Mumtaz Mahal means	build the Taj Mahal.
7. Akbar hoped that the Taj Mahal would	he just wanted to see Akbar's finished silk cloth.
8. Uncle Omar did not want anything for the thread because	most beautiful building in India.

Practice 7

Fill in the blanks correctly.

gasped	wove	silk thread	craftsmen	rupees
swirling	Shah Jahan	lonely	moment	patterns

- They wove long lengths of silk with the most wonderful patterns.
- Grandfather took Akbar to the Taj Mahal so that he could see some patterns to help him make a beautiful silk cloth.
- Shah Jahan ordered twenty thousand craftsmen to build the Taj Mahal.
- Grandfather had nearly enough rupees for the train fare to Agra.
- Grandma had died last year and Grandfather was still very lonely.
- “You are like Shah Jahan.”
- When Akbar saw the Taj Mahal, he knew that this was the best moment of his life.
- Akbar’s mind was swirling with colours and ideas and patterns.
- When they went to uncle Omar’s stall, they chose new colours of silk thread for Akbar to weave.
- “It’s beautiful!” gasped Grandfather in amazement.

Practice 8

Who or what do the words in bold refer to?

HOTS Analysis

1. “ It is the most beautiful building in India.”	<u>Taj Mahal</u>
2. The great emperor ordered twenty thousand craftsmen to build the Taj Mahal.	<u>Shah Jahan</u>
3. “Because you are only a young boy. You are only eight years old.”	<u>Akbar</u>
4. He was Akbar’s uncle. His stall was piled high with bundles of silk cloth.	<u>Uncle Omar</u>
5. Uncle Omar counted some and gave it to Grandfather.	<u>Money</u>
6. “Did you love her as much as Shah Jahan loved Mumtaz?”	<u>Grandma</u>
7. It stopped in Agra and many people got out of it .	<u>The train</u>
8. “I’ve done what I said I would, Grandfather...!”	<u>Silk cloth</u>

Practice 9

List some lessons that Akbar learnt in his quest to make the best silk cloth. Provide evidence from the story to support your answers.

HOTS Analysis

Lessons Learnt	Evidence from the story
1. <i>Nothing is "impossible."</i>	<i>Akbar is only eight years old but he is determined to achieve his dream,</i>
2. <i>Support from your family to achieve your dreams</i>	<i>Akbar's grandfather suggests they visit the Taj Mahal so that Akbar could get new ideas.</i>
3. <i>Love brings out the best in a person.</i>	<i>Shah Jahan built the Taj Mahal as a token of his love for his wife.</i>
4. <i>Time wasted is time lost.</i>	<i>Akbar is not going to wait for twenty years to make his silk cloth.</i>
5. <i>Be unique and outstanding.</i>	<i>Akbar wants to be like Shah Jahan to create a silk cloth no one has seen before.</i>
6. <i>Dreams come true when you believe in your ability.</i>	<i>Akbar finally makes the best silk cloth in India.</i>

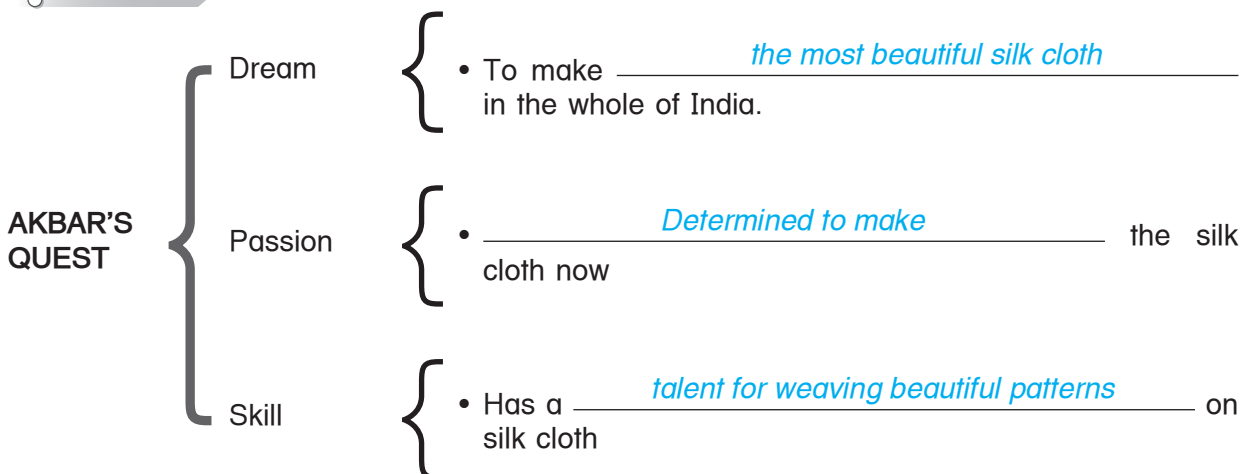
Practice 10

Complete the Brace map about Akbar's quest. Use the words and phrases in the boxes to help you.

HOTS Application

Box A	skill	dream	passion
Box B	determined to make	talent for weaving beautiful patterns	the most beautiful silk cloth

i-THINK



Practice 11

Answer the questions below.

HOTS Analysis

1. What is Akbar's biggest inspiration to make beautiful patterns?
The Taj Mahal.

2. Why did Akbar go to the market with his grandfather?
They wanted to sell Akbar's silk cloth to Akbar's uncle, Omar.

3. Name **two** things that Grandfather told Akbar about making the silk cloth.
 - (a) *He must know what he wants the silk to look like.*

 - (b) *He must know the colours and its pattern.*

4. Shah Jahan built the Taj Mahal because

he wanted to remember his wife	✓
he wanted an expensive palace	
he wanted to be buried there	

5. What happened to Akbar at the end of the story?

He made his dream come true.	✓
He decided to wait for twenty years.	
He became as famous as Shah Jahan.	

Practice 12

Imagine you are Akbar. How would you motivate yourself to achieve your dream? Draw a poster with your goals written on it.

HOTS Creation

MY GOALS

WHAT I WILL DO TO ACHIEVE MY DREAM

1. *I will make the most beautiful silk cloth in all of India.*

2. *I will work hard until I achieve this dream.*

3. *I will be the most famous silk cloth designer in India and in the world.*

**Dream Big
I Can Make it Happen!**

C GRAPHIC NOVEL: WIZARD OF OZ

Practice 1

Read Chapter One of the novel and answer the questions below.

1. Name the main character in the novel.
Dorothy.
2. What pet does Dorothy have?
She has a pet dog named Toto.
3. Where does Dorothy live and with whom?
She lives on a Kansas prairie with Aunt Em and Uncle Henry.
4. What did Uncle Henry order them to do when the cyclone hit?
He told Dorothy and Aunt Em to go to the storm cellar to take shelter.
5. What happened next when the powerful cyclone blew?
The cyclone raised Dorothy's house higher and carried it away to the Land of Oz.

Practice 2

Complete the Circle map with things you usually find on a prairie.

HOTS Application



Practice 3

There are interesting events during Dorothy's journey to Oz. Arrange them in the correct order as in Chapter 3. Rewrite the sentences in the space given.

(a)	Suddenly, Dorothy and her friends are attacked by the Kalidahs. They climb on Lion's back and escape from the monsters.
(b)	Dorothy asks the Good Witch to accompany her. The witch is unable to follow her. Instead she gives Dorothy a magic kiss for protection.
(c)	The three friends meet the Tin Man on the Yellow Brick Road. He too joins them because he wants the Great Oz to give him a heart.
(d)	Dorothy and her pet dog Toto get ready to start their journey to the Emerald City where the Great Oz lives.
(e)	Dorothy and her new friends then befriend a lion. The lion also joins them. He wants the Great Oz to give him some courage.
(f)	Dorothy and Toto first meet the Scarecrow who joins them on the journey. He wants the Great Oz to give him some brains.
(g)	Just then, the Queen of the Field Mice appears. She takes them to the Emerald City.
(h)	Lion leaps across the cliff and lands on a field of poppies. Dorothy, Toto and Lion drift off to sleep because the poppies make them drowsy. Scarecrow and Tin Man wonder what to do next.

1. *Dorothy and her pet dog Toto get ready to start their journey to the Emerald City where the Great Oz lives.*
2. *Dorothy asks the Good Witch to accompany her. The witch is unable to follow her. Instead she gives Dorothy a magic kiss for protection.*
3. *Dorothy and Toto first meet the Scarecrow who joins them too. He wants the Great Oz to give him some brains.*
4. *The three friends meet the Tin Man on the Yellow Brick Road. He too joins them because he wants the Great Oz to give him a heart.*
5. *Dorothy and her new friends then befriend a lion. The lion also joins them. He wants the Great Oz to give him some courage.*
6. *Suddenly, Dorothy and her friends are attacked by the Kalidahs. They climb on Lion's back and escape from the monsters.*
7. *Lion leaps across the cliff and lands on a field of poppies. Dorothy, Toto and Lion drift off to sleep because the poppies make them drowsy. Scarecrow and Tin Man wonder what to do next.*
8. *Just then, the Queen of the Field Mice appears. She takes them to the Emerald City.*

Practice 4

Write 'True' or 'False' in the boxes.

1.	The Witch of the West is a good witch.	<u>False</u>
2.	The Witch of the North is a good witch.	<u>True</u>
3.	Em and Henry are Dorothy's parents.	<u>False</u>
4.	The Great Oz turns out to be an imposter and a fraud.	<u>True</u>
5.	Lion is brave and courageous.	<u>False</u>
6.	Glinda, the Good Witch of the South sent Dorothy home.	<u>True</u>

Practice 5

Who or what do the words in bold refer to?


HOTS Analysis

1. "I couldn't say! I never dream because I don't ever sleep!"	<u>The Scarecrow</u>
2. No one has ever seen him . I speak to him through a screen in front of his throne.	<u>The Wizard of Oz</u>
3. "Who are you , and why do you seek me?"	<u>Dorothy</u>
4. I melted her with water!	<u>The Wicked Witch of the West</u>
5. Thank you for helping them, Oz. They are good friends and deserve good things,	<u>Scarecrow, Tin Man and Lion</u>
6. "While I am gone, Scarecrow will rule in my place!"	<u>The Wizard of Oz</u>
7. Klik! Klik! Klik!	<u>Dorothy tapping her knees three times</u>
8. "Did it work, Toto?"	<u>The Silver Shoes</u>

Practice 6



Match the sentence parts. Write a sentence for each picture.

2. The great cyclone raised Dorothy's little house higher and higher,		but he forgot to give me a heart."
3. You have killed the Wicked Witch of the East		I feel like a new man!
4. Thank you! Thank you very much!		and freed our people!
5. "He made me this body of tin		carrying it away.



1. *The great cyclone raised Dorothy's little house higher and higher, carrying it away.*

2. *You have killed the Wicked Witch of the East and freed our people!*



3. *Thank you! Thank you very much! I feel like a new man!*

4. *"He made me this body of tin but he forgot to give me a heart."*

Practice 7

When do the following events happen? Write the title of the chapters.

<p>1. "My darling child! Where in the world did you come from?"</p>	<p><i>Chapter 7:</i> <i>There's No Place Like Home</i></p>
<p>2. "Toto! Wait!"</p>	<p><i>Chapter 1:</i> <i>The Cyclone</i></p>
<p>3. Silence! The Great and Terrible Oz has spoken!</p>	<p><i>Chapter 6:</i> <i>Discovery of Oz</i></p>
<p>4. I cannot do that, but I can give you my magic kiss which will protect you..</p>	<p><i>Chapter 3:</i> <i>The Journey to the Great Oz</i></p>
<p>5. There must be a mistake! I've never killed anything in my whole life!</p>	<p><i>Chapter 2:</i> <i>Munchkin Land</i></p>
<p>6. Very well, you may enter. I hope you haven't come here on a foolish errand. The Great Oz might become very angry!</p>	<p><i>Chapter 4:</i> <i>The Wonderful City of Oz</i></p>
<p>7. We cannot harm this girl. She wears the mark of the Good Witch!</p>	<p><i>Chapter 5:</i> <i>Search for the Wicked Witch</i></p>
<p>8. Toto! This is no time to play! The Wizard is taking us back home!</p>	<p><i>Chapter 6:</i> <i>Discovery of Oz</i></p>
<p>9. "I am Glinda the Good Witch of the South. I have been waiting for you."</p>	<p><i>Chapter 7:</i> <i>There's No Place Like Home</i></p>
<p>10. "These strangers demand to see the Great and Powerful Wizard of Oz."</p>	<p><i>Chapter 4:</i> <i>The Wonderful City of Oz</i></p>

Practice 8

Fill in the blanks with the correct words.

glad	see	cyclone	storm
broken	ferocious	heart	can

- The great cyclone raised Dorothy's little house higher and higher.
- This oil can must be yours.
- The Kalidahs are ferocious monsters!
- The Great Oz will see you now.
- Tin Man wants a heart so he can once again feel love.
- The Wicked Witch's spell has been broken!
- One day, a storm carried away the Great Oz in his balloon and he landed in the Emerald City.
- "Oh, Aunt Em! I'm so glad to be home!"

Practice 9

Choose the correct meaning for the following words.

HOTS Analysis

1.	Brilliance	i. brightness	✓
		ii. shiny	
2.	Rusting	i. in a state of rust	✓
		ii. in a dirty condition	
3.	Meek	i. timid	✓
		ii. humble and gentle	
4.	Wicked	i. cruel and evil	✓
		ii. bad and naughty	
5.	A mark	i. to draw a line	
		ii. a symbol	✓
6.	Wise	i. knowledgeable	✓
		ii. intelligent	

Practice 10

Complete the Circle Map below with qualities of some of the characters.

HOTS Application



- evil
- funny
- strong
- adventurous
- kind
- protective
- brave
- friendly
- bright
- cruel
- helpful
- dependable

CHARACTERS

- Dorothy
 - *bright*
 - *adventurous*
- The Good Witch of the North
 - *kind*
 - *helpful*
- Scarecrow
 - *funny*
 - *friendly*
- Tin Man
 - *brave*
 - *strong*
- Lion
 - *dependable*
 - *protective*
- The Wicked Witch of the West
 - *evil*
 - *cruel*



Practice 11

Answer the following questions.

1. What item did the Wicked Witch of the West want from Dorothy?

She wanted Dorothy to give her the Silver Shoes.

2. Why can't the Wicked Witch hurt Dorothy?

Dorothy has the mark of the Good Witch of the North on her forehead.

3. What happened to the Wicked Witch of the West when Dorothy splashed her with water?

The Wicked Witch of the West melted and lost her spell.

Tick (✓) the correct answer.

4. "What have you done to me!?" Who said this?

The Good Witch.	
The Bad Witch.	
The Wicked Witch of the West.	✓

5. How would you describe the Great Oz?

Dishonest and an imposter	✓
Powerful and wise	
Evil and powerful	

6. In the end, how did Dorothy return home?

The Wizard of Oz sent her home.	
The Silver Shoes carried her home.	✓
Glinda, the Good Witch of the South sent her home.	

7. Who takes Dorothy and her friends to the Emerald City?

The Good Witch.	
The Queen of the Field Mice.	✓
The Wicked Witch of the East.	

Practice 12

List lessons that Dorothy learnt on her journey to Oz. Provide evidence from the novel to support your answers.

Lessons Learnt	Evidence from the novel
<p>1. <u>Spirit of friendship</u></p> <hr/>	<p><i>Dorothy finds her journey to Oz exciting because of the interesting friends she meets along the way.</i></p> <hr/> <hr/> <hr/>
<p>2. <u>Unity is strength</u></p> <hr/>	<p><i>Dorothy, Scarecrow, Tin Man and Lion journey together to see the Wizard. They overcome enemies like the Wicked Witch and “ferocious” monsters. They are “all in this together.”</i></p> <hr/> <hr/> <hr/>
<p>3. <u>Courage to face the odds</u></p> <hr/>	<p><i>Dorothy and her friends are daring. For example, Lion carries them to safety from the Kalidahs and later Dorothy “melts” the Wicked Witch with water and breaks the spell.</i></p> <hr/> <hr/> <hr/>
<p>4. <u>Touch of kindness</u></p> <hr/>	<p><i>The Wizard is an “imposter” but he shows his “kindness” by giving Scarecrow a brain, Tin Man a heart and Lion courage. He promises to send Dorothy home but it does not work out as planned. .</i></p> <hr/> <hr/> <hr/>
<p>5. <u>No place like home</u></p> <hr/>	<p><i>Dorothy is happy to be back with Aunt Em and Uncle Henry. Glinda, the Good Witch, tells Dorothy to use her Silver Shoes which carries her home.</i></p> <hr/> <hr/> <hr/>